

10258 London Bus

remote controlled

(Part Inventory in Pictures)



Information

The following guidelines will help you to source your parts easily

- In this document you will find all parts used, displayed as pictures with their associated:
 - Color
 - Part number (Rebrickable-Bricklink source)
 - Quantity

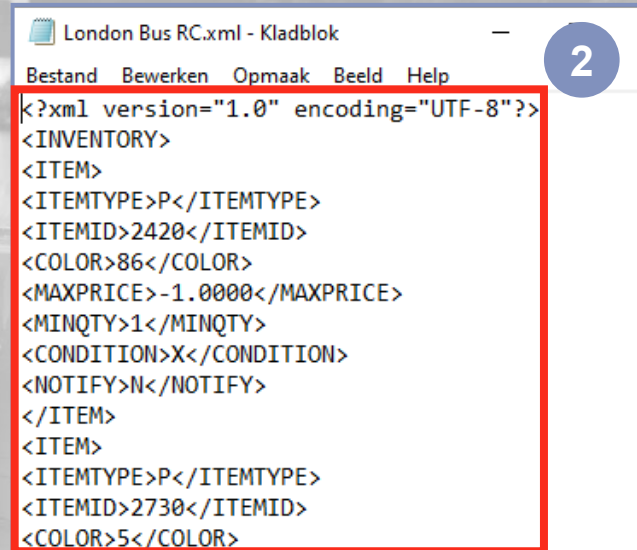
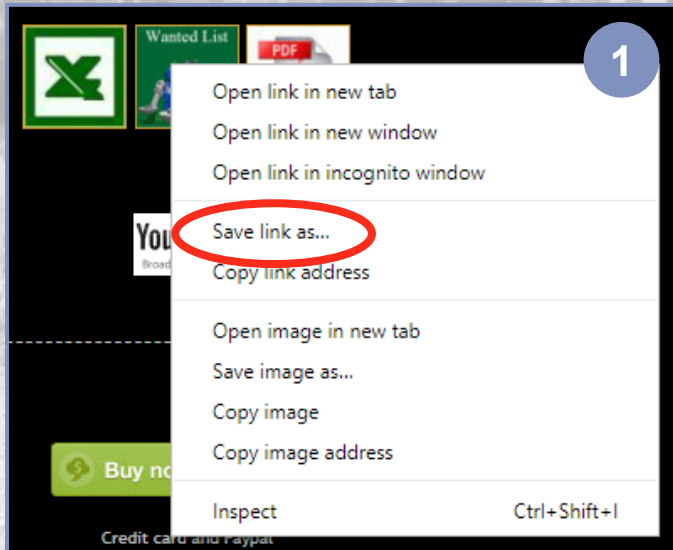
On each page the color name is given, including a 'break-sign' (■) when the color changes in the chart.

- On my website you will find the same 'part inventory' as well:
 - As an Microsoft Excel file format; this makes it easier to generating your own 'wanted list' based on what you already have.
It is up to you how to upload the data from the Excel file to other websites as Rebrickable or Bricklink.
 - As a Bricklink XML file format; you can use this xml file for uploading to the websites Rebrickable or Brinklink.
Uploading in Bricklink isn't always easy; a work-around is to copy/paste the XML content, see next page 'how to do'.
- This part list aims to be 100% correct; but it might be possible that some parts/colors/counts may be wrong.

Part quantity for this inventory:

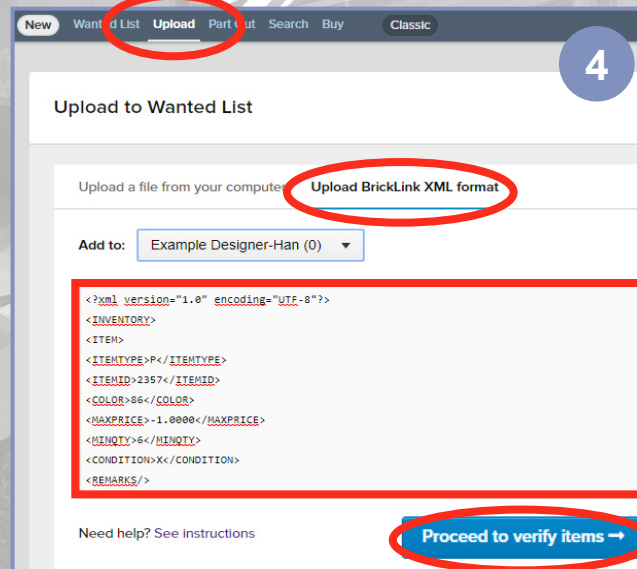
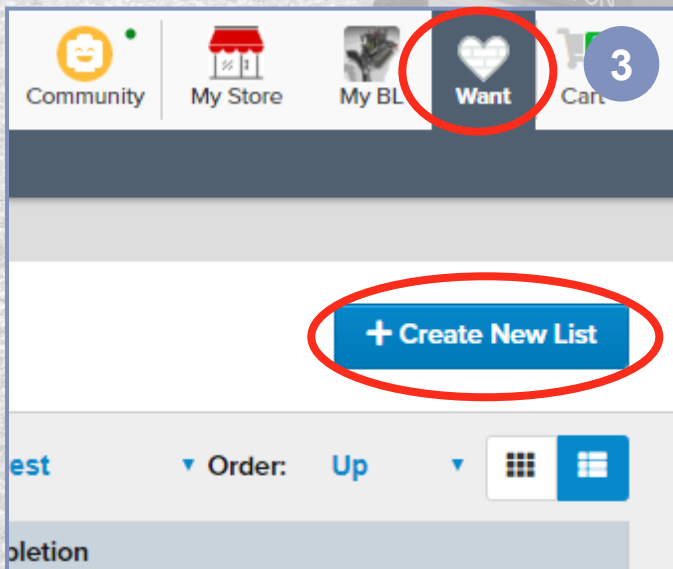
- Additional parts PF, Sbrick, BuWizz 130
- Extra parts PoweredUp (130-10) + 13

How to upload the XML content to Bricklink.com



1) On my website: Right-click on the Bricklink icon, select 'save link as...' and save the xml file on your computer


2) On your computer: Open the xml file in 'Notepad' and Select all content with 'Control-A'



3) In Bricklink.com: Select 'Create New List' under 'Want'


4) In Bricklink.com: Select 'Upload', select 'Upload Bricklink xml format' and copy/paste the Notepad content into the 'gray-box', then select 'proceed to verify items'. This will generate the wanted-list for you. Ready.

RC-version: Power Functions, Sbrick, BuWizz



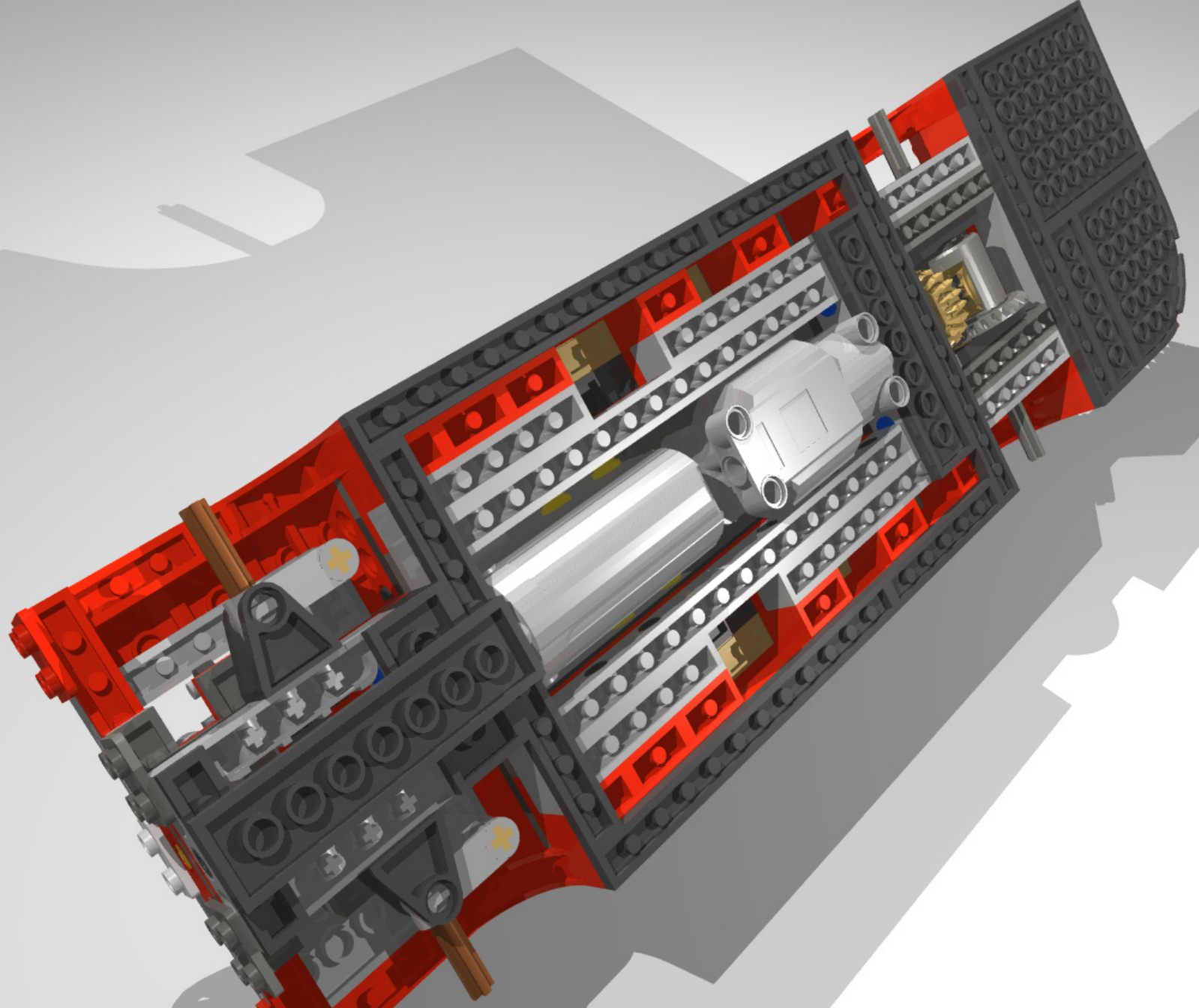
These building instructions are for personal usage and may not commercially used and/or sold. LEGO is a trademark of the LEGO group of companies which does not sponsor, authorize or endorse these building instructions. Copyright modifications: Han Crielaard, year 2020, www.designer-han.nl/lego





These building instructions are for personal usage and may not commercially used and/or sold. LEGO is a trademark of the LEGO group of companies which does not sponsor, authorize or endorse these building instructions. Copyright modifications: Han Crielaard, year 2020, www.designer-han.nl/lego





































These building instructions are for personal usage and may not commercially used and/or sold. LEGO is a trademark of the LEGO group of companies which does not sponsor, authorize or endorse these building instructions. Copyright modifications: Han Crielaard, year 2020, www.designer-han.nl/lego
































London Bus RC 'PF, Sbrick, BuWizz' - 1

 Depends on your RC choice

 1x4477	 3x3710	 1x3460	 2x3022	 1x3020	 2x3705	 2x32017	 1x3701
 13x2780	 2x32069	 5x6558	 2x44728	 3x3024	 1x4477	 3x3023	 3x3623
 5x3710	 3x3460	 2x2420	 4x3021	 3x3020	 2x3034	 3x59426	 1x62821
 2x10928	 1x6636	 1x3068b	 1x84599	 1x58123a	 1x99499	 1x99498	 1x3024

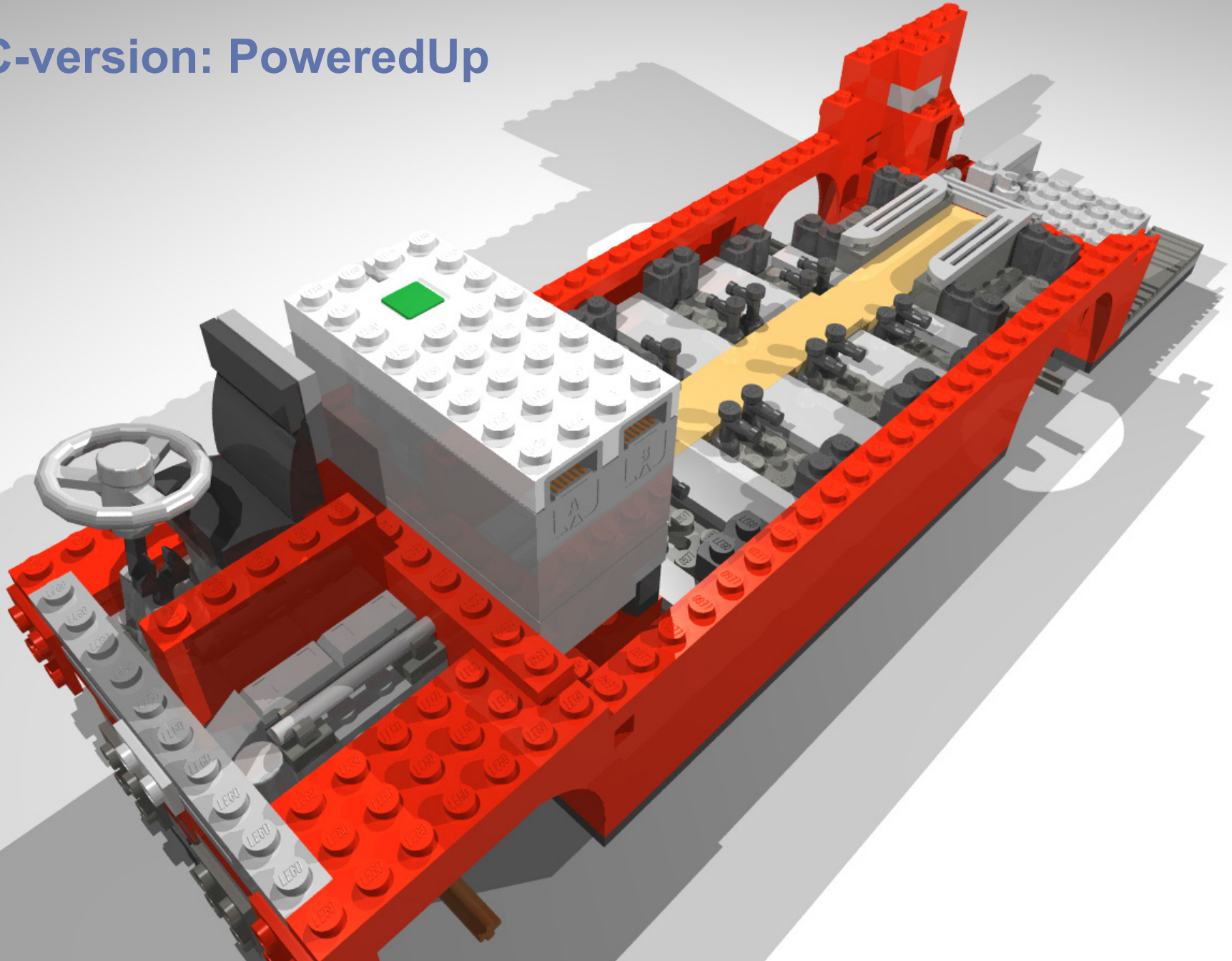
Color guide for this page: Black, Blue, Dark Bluish Gray, Dark Tan, Light Bluish Gray

London Bus RC 'PF, Sbrick, BuWizz' - 2

 2x3023	 1x3623	 1x3710	 1x2420	 1x3021	 1x3701	 5x3894	 1x32531
 2x32068	 1x6630	 2x3024	 2x3623	 2x3710	 2x3666	 2x3020	 1x32523
 1x2730	 2x3700	 1x3701	 1x3069b	 1x87079	 2x24316	 2x3749	 3x6589
 1x32269	 4x32002	 1x60485	 5x32123a	 2x15100			

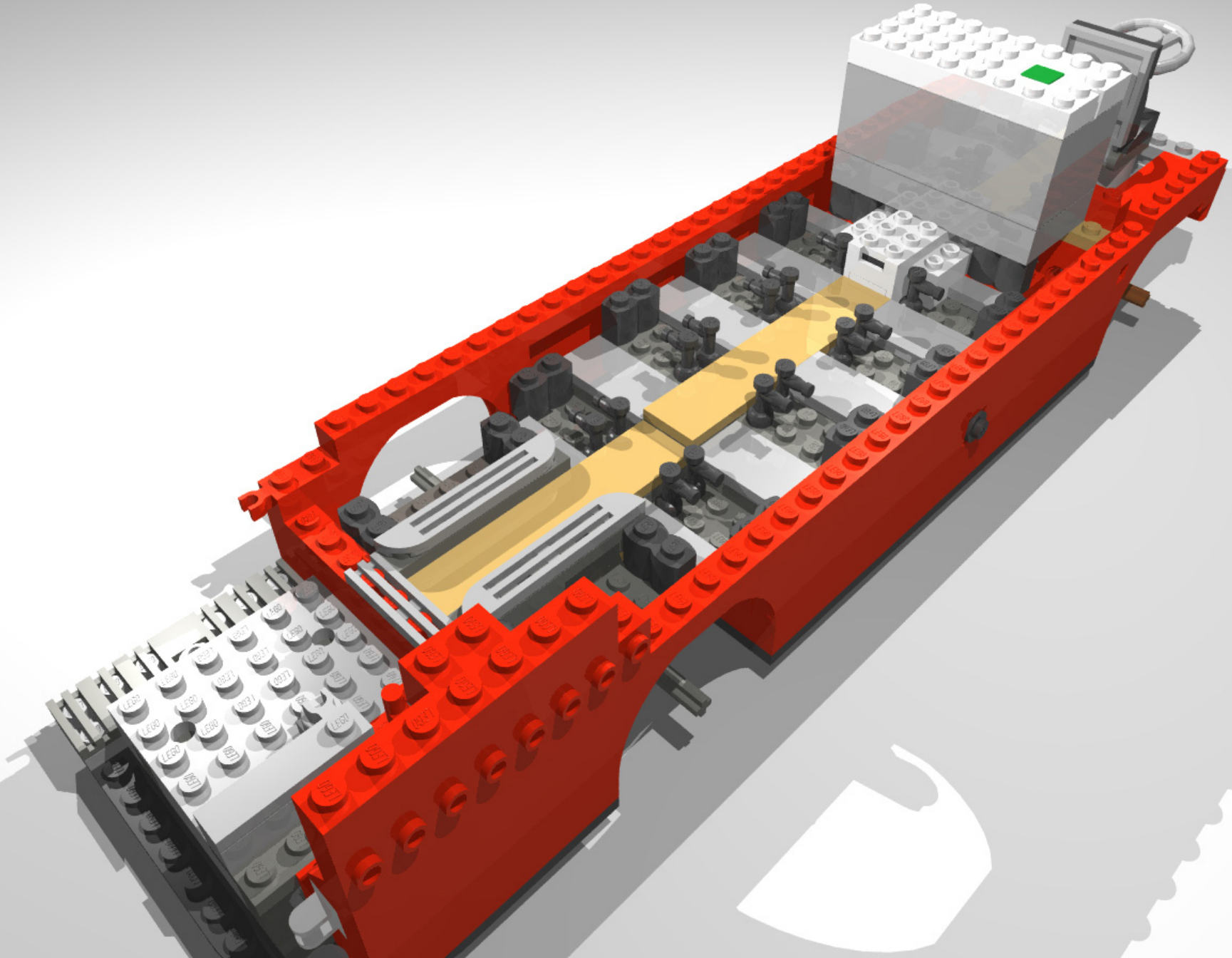
Color guide for this page: Light Bluish Gray, Light Gray, Red, Reddish Brown, Tan, Yellow

RC-version: PoweredUp




These building instructions are for personal usage and may not commercially used and/or sold. LEGO is a trademark of the LEGO group of companies which does not sponsor, authorize or endorse these building instructions. Copyright modifications: Han Crielaard, year 2020, www.designer-han.nl/lego





These building instructions are for personal usage and may not commercially used and/or sold. LEGO is a trademark of the LEGO group of companies which does not sponsor, authorize or endorse these building instructions. Copyright modifications: Han Crielaard, year 2020, www.designer-han.nl/lego





These building instructions are for personal usage and may not commercially used and/or sold. LEGO is a trademark of the LEGO group of companies which does not sponsor, authorize or endorse these building instructions. Copyright modifications: Han Crielaard, year 2020, www.designer-han.nl/lego



London Bus RC 'PoweredUp' - 1

All parts London Bus RC 'PF, Sbrick, BuWizz' + parts below



Except: parts London Bus RC 'PF, Sbrick, BuWizz'



Color guide for this page: Blue, Dark Bluish Gray, White