



Original @ Königsleiten (AT)



Remote Controlled @ Markelo (NL)

# Off-roader

( 8297 Remote Controlled )



Extra parts inventory

# Information

## #8297 Off-roader - Modifications

This booklet contains *remote-control* modifications for the original #82972 LEGO set.

The extra parts needed are shown on the next pages.

The fake engine remains operational.

And switching between Chassis 'up/down' or Winch operation remains

## Original instructions required

Frequently, building step references are given to the original instructions booklet; therefore, you need a paper or digital copy of the original instructions.

































## Powered-Up remote controlled functions

- Steering L-motor
- Driving L-motor
- Chassis up/down M-motor
- Head-lights LED-lights





















Rebuild steps 26 - 28

# Extra part list – 8297 Off-roader (1)

 1x3737	 2x3706	 1x3707	 3x32039	 4x32013	 6x6536	 1x32184	 2x92907
 2x32525	 4x32316	 2x32524	 3x32270	 1x18575	 1x87761	 1x22961	 4x65487
 2x44874	 6x65304	 13x2780	 6x43093	 24x42924	 1x22169	 1x22172	 2x87083
 2x32184	 2x32316	 1x32524	 2x60484	 6x27940	 1x22127	 2x23948	 1x60485

**Color guide for this page:** Black, Blue, Dark Bluish Gray, Light Bluish Gray

# Extra part list – 8297 Off-roader (2)

 2 x 6536	 1 x 32184	 1 x 60483	 2 x 32523	 2 x 40490	 1 x 60484	 1 x 64178	 2 x 64179
 2 x 3713	 2 x 32123b	 1 x 46372	 1 x 65489	 2 x 65304	 4 x 32062	 6 x 11214	 1 x 24316
 2 x 18575	 1 x 22168 <small>Rare Color</small> LED lights Powered Up	 1 x 21980	 8 x 18654	 2 x 62462	 3 x 49283		

**Color guide for this page:** Light Bluish Gray, Red, Reddish Brown, Tan, Trans-clear, White, Yellow

# Remote Controlled



***Designer-Han 2022***

# LEGO Powered-UP



***Designer-Han 2022***

# Ready for another challenge? Visit my website:



**Distribution Truck**  
Remote Control (PU & PF)

Year 2021 - 3.611 parts - Instructions 893 pages



**'Cone Penetration Test' Truck 4WD**  
Remote Control (PF)

Year 2020 - 3.693 parts - Instructions 675 pages



**London Bus 10258 - RC 'Mod'**  
Remote Control (PU & PF)

Year 2020 - 130 parts extra - Instructions 103 pages



**Container Truck with Cable System**  
Remote Control (PF)

Year 2018 - 3.104 parts - Instructions 590 pages



**Silo Truck**  
Manual

Year 2017 - 2.835 parts - Instructions - 514 pages



**Mining Truck**  
Remote Control (PF)

Year 2016 - 2.127 parts - Instructions 447 pages



**Crane Truck 42009c**  
Manual

Year 2015 - 2.290 parts - Instructions 447 pages



**Articulated Hauler 6x6**  
Remote Control (PF)

Year 2011 - 2.148 parts - Instructions 469 pages

## More than 15+ models and modifications available !

*These building instructions are for personal usage and may not commercially used and/or sold. LEGO is a trademark of the LEGO group of companies which does not sponsor, authorize or endorse these building instructions. Copyright modifications: Han Crielaard, year 2022, [www.designer-han.nl/lego](http://www.designer-han.nl/lego)*

